

## En The D700 Firmware Update

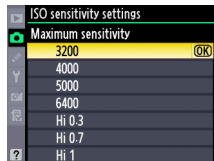
Please note the following changes to the *User's Manual* with the release of the latest camera firmware (version A 1.02/B 1.02).

**Note:** To get the most from the latest D700 firmware, update Camera Control Pro 2 (available separately) to version 2.7.1 or later. An Internet connection is required.

### The Shooting Menu

#### **ISO Sensitivity Auto Control** (*User's Manual*, pg. 108)

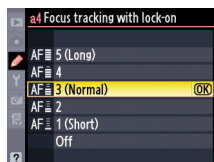
When **On** is selected for **ISO sensitivity settings** > **ISO sensitivity auto control** in the shooting menu, the increments for **Maximum sensitivity** can now be selected from  $\frac{1}{3}$ ,  $\frac{1}{2}$ , and 1 EV using Custom Setting b1 (**ISO sensitivity step value**).



### The Custom Setting Menu

#### **a4: Focus Tracking with Lock-On** (*User's Manual*, pg. 287; *Quick Guide*, pg. 40)

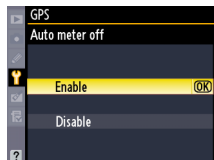
You can now choose the delay before the camera refocuses following sudden large changes in the distance to the subject from **5 (Long)**, **4**, **3 (Normal)**, **2**, and **1 (Short)**.



### The Setup Menu

#### **GPS > Auto Meter off (GP-1)** (*User's Manual*, pg. 215)

The auto meter-off delay is extended by one minute immediately after exposure meters are activated or the camera is turned on to allow the camera time to acquire GPS data.



#### **GPS > Use GPS to Set Camera Clock**

A **Use GPS to set camera clock** option has been added to the **GPS** item in the setup menu. Select **Yes** to synchronize the camera clock with the time provided by the GPS device as the camera is turned on, **No** to set the camera clock independently.

